

YE-RT20 METRIC



CARBIDE ROTARY BURRS

For General Steels and Non-ferrous Metals etc.
(3mm & 6mm Shank Diameter)

YG-1 CO., LTD.

HEAD OFFICE

211, Sewolcheon-ro, Bupyeong-gu, Incheon, South Korea

Phone: +82-32-526-0909

Http://www.yg1.kr


E-mail: yg1@yg1.kr

Note The information is provided for reference only. Tool specifications are subject to change without prior notice.
Although we endeavor to supply accurate and timely information, there can be no guarantee to cover every particular application.
YG-1 or publishers are not liable for any damage for use of the information.




Search 'YG-1' on social media outlets

YG1YERT200713002



SELECTION GUIDE

ITEM	MODEL	DESCRIPTION	SIZE		PAGE
			Min.	Max.	
SA	R1101 R1201 R1301	 CYLINDER SHAPE TYPE SA (Form A)	D1.5	D25.0	3
SB	R1102 R1202 R1302	 CYLINDER SHAPE WITH END CUT TYPE SB (Form B)	D1.5	D25.0	4
SC	R1103 R1203 R1303	 CYLINDER SHAPE WITH RADIUS END TYPE SC (Form C)	D2.5	D25.0	5
SD	R1104 R1204 R1304	 BALL SHAPE TYPE SD (Form D)	D2.5	D25.0	6
SE	R1105 R1205 R1305	 OVAL SHAPE TYPE SE (Form E)	D3.0	D19.0	7
SF	R1106 R1206 R1306	 TREE SHAPE WITH RADIUS END TYPE SF (Form F)	D3.0	D19.0	8
SG	R1107 R1207	 TREE SHAPE WITH POINTED END TYPE SG (Form G)	D3.0	D19.0	9
SH	R1108 R1208	 FLAME SHAPE TYPE SH (Form H)	D3.0	D19.0	10
SJ	R1109 R1209	 60° CONE SHAPE TYPE SJ (Form J)	D3.0	D25.0	11
SK	R1110 R1210	 90° CONE SHAPE TYPE SK (Form K)	D3.0	D25.0	12
SL	R1111 R1211 R1311	 TAPER WITH RADIUS END TYPE SL (Form L)	D3.0	D19.0	13
SM	R1112 R1212	 CONE SHAPE TYPE SM (Form M)	D3.0	D16.0	14
SN	R1113 R1213	 INVERTED CONE SHAPE TYPE SN (Form N)	D2.5	D19.0	15
TECHNICAL INFORMATION FOR CARBIDE BURRS					16
BURR APPLICATION INFORMATION & SPEED RECOMMENDATION					17

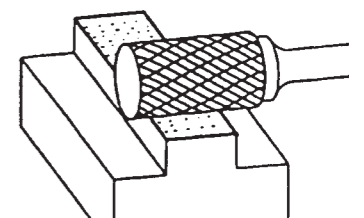
CYLINDER SHAPE TYPE SA(Form A)
SA R1101, R1201, R1301


Unit : mm


DOUBLE CUT		D ₁	D ₂	L ₁	L ₂	PLAIN CUT	
EDP No.	ITEM No.					EDP No.	ITEM No.
R1101001	SA-41M	1.5	3	6	38	R1201001	SA-41MP
R1101002	SA-41ML2	1.5	3	6	50	R1201002	SA-41ML2P
R1101003	SA-41ML3	1.5	3	6	75	R1201003	SA-41ML3P
R1101004	SA-42M	2.5	3	11	38	R1201004	SA-42MP
R1101005	SA-42ML2	2.5	3	11	50	R1201005	SA-42ML2P
R1101006	SA-42ML3	2.5	3	11	75	R1201006	SA-42ML3P
R1101007	SA-43M	3.0	3	14	38	R1201007	SA-43MP
R1101008	SA-43ML2	3.0	3	14	50	R1201008	SA-43ML2P
R1101009	SA-43ML3	3.0	3	14	75	R1201009	SA-43ML3P
R1101010	SA-11M	3.0	6	12	50.8	R1201010	SA-11MP
R1101011	SA-12M	3.0	6	12.7	50.8	R1201011	SA-12MP
R1101012	SA-52M	4.0	3	12.7	38	R1201012	SA-52MP
R1101013	SA-13M	4.0	6	16	50	R1201013	SA-13MP
R1101014	SA-53M	5.0	3	12.7	38	R1201014	SA-53MP
R1101015	SA-14M	5.0	6	16	50	R1201015	SA-14MP
R1101017	SA-1ML	6.0	6	25	50	R1201017	SA-1MLP
R1101019	SA-1M	6.0	6	16	50	R1201019	SA-1MP
R1101020	SA-51M	6.3	3	12.7	50	R1201020	SA-51MP
R1101021	SA-2M	8.0	6	19	63	R1201021	SA-2MP
R1101022	SA-3M	9.5	6	19	63	R1201022	SA-3MP
R1101025	SA-3ML	9.5	6	25	69	R1201025	SA-3MLP
R1101027	SA-4M	11.0	6	25	69	R1201027	SA-4MP
R1101029	SA-5M	12.7	6	25	69	R1201029	SA-5MP
R1101032	SA-6M	16.0	6	25	69	R1201032	SA-6MP
R1101034	SA-7M	19.0	6	25	69	R1201034	SA-7MP
R1101037	SA-9M	25.0	6	25	69	R1201037	SA-9MP



ALUMA CUT		D ₁	D ₂	L ₁	L ₂
EDP No.	ITEM No.				
R1301018	SA-1MNF	6.0	6	19	50
R1301024	SA-3MNF	9.5	6	19	63
R1301030	SA-5MNF	12.7	6	25	69
R1301033	SA-6MNF	16.0	6	25	69
R1301035	SA-7MNF	19.0	6	25	69




▶ Chip Breaker Type or Diamond Cut Type is available on your request.

CYLINDER SHAPE WITH END CUT TYPE SB(Form B)
SB R1102, R1202, R1302


Unit : mm

DOUBLE CUT		D ₁	D ₂	L ₁	L ₂	PLAIN CUT	
EDP No.	ITEM No.					EDP No.	ITEM No.
R1102001	SB-41M	1.5	3	6	38	R1202001	SB-41MP
R1102002	SB-41ML2	1.5	3	6	50	R1202002	SB-41ML2P
R1102003	SB-41ML3	1.5	3	6	75	R1202003	SB-41ML3P
R1102004	SB-42M	2.5	3	11	38	R1202004	SB-42MP
R1102005	SB-42ML2	2.5	3	11	50	R1202005	SB-42ML2P
R1102006	SB-42ML3	2.5	3	11	75	R1202006	SB-42ML3P
R1102007	SB-ECOM	3.0	3	-	38	-	-
R1102008	SB-43M	3.0	3	14	38	R1202008	SB-43MP
R1102026	SB-43ML2	3.0	3	14	50	R1202026	SB-43ML2P
R1102027	SB-43ML3	3.0	3	14	75	R1202027	SB-43ML3P
R1102009	SB-11M	3.0	6	12	50.8	R1202009	SB-11MP
R1102010	SB-12M	3.0	6	12.7	50.8	R1202010	SB-12MP
R1102011	SB-13M	4.0	6	16	50	R1202011	SB-13MP
R1102012	SB-14M	5.0	6	16	50	R1202012	SB-14MP
R1102013	SB-1M	6.0	6	16	50	R1202013	SB-1MP
R1102014	SB-1ML	6.0	6	25	50	R1202014	SB-1MLP
R1102015	SB-51M	6.3	3	4.7	43	R1202015	SB-51MP
R1102016	SB-2M	8.0	6	19	63	R1202016	SB-2MP
R1102017	SB-3M	9.5	6	19	63	R1202017	SB-3MP
R1102018	SB-3ML	9.5	6	25	69	R1202018	SB-3MLP
R1102020	SB-4M	11.0	6	25	69	R1202020	SB-4MP
R1102022	SB-5M	12.7	6	25	69	R1202022	SB-5MP
R1102023	SB-6M	16.0	6	25	69	R1202023	SB-6MP
R1102024	SB-7M	19.0	6	25	69	R1202024	SB-7MP
R1102025	SB-9M	25.0	6	25	69	R1202025	SB-9MP

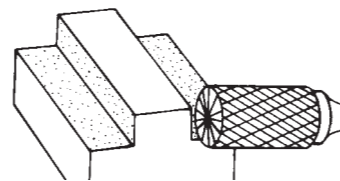
CYLINDER SHAPE WITH RADIUS END TYPE SC(Form C)
SC R1103, R1203, R1303


Unit : mm

DOUBLE CUT		D ₁	D ₂	L ₁	L ₂	PLAIN CUT	
EDP No.	ITEM No.					EDP No.	ITEM No.
R1103001	SC-41M	2.5	3	11	38	R1203001	SC-41MP
R1103002	SC-42M	3.0	3	14	38	R1203002	SC-42MP
R1103003	SC-42ML2	3.0	3	14	50	R1203003	SC-42ML2P
R1103004	SC-42ML3	3.0	3	14	75	R1203004	SC-42ML3P
R1103005	SC-11M	3.0	6	12	50.8	R1203005	SC-11MP
R1103006	SC-12M	3.0	6	16	50.8	R1203006	SC-12MP
R1103007	SC-52M	4.0	3	12.7	38	R1203007	SC-52MP
R1103008	SC-13M	4.0	6	16	50	R1203008	SC-13MP
R1103009	SC-53M	5.0	3	12.7	38	R1203009	SC-53MP
R1103010	SC-14M	5.0	6	16	50	R1203010	SC-14MP
R1103011	SC-1M	6.0	6	16	50	R1203011	SC-1MP
R1103014	SC-1ML	6.0	6	25	50	R1203014	SC-1MLP
R1103015	SC-51M	6.3	3	12.7	50	R1203015	SC-51MP
R1103016	SC-2M	8.0	6	19	63	R1203016	SC-2MP
R1103017	SC-3M	9.5	6	19	63	R1203017	SC-3MP
R1103020	SC-3ML	9.5	6	25	69	R1203020	SC-3MLP
R1103022	SC-4M	11.0	6	25	69	R1203022	SC-4MP
R1103024	SC-5M	12.7	6	25	69	R1203024	SC-5MP
R1103027	SC-6M	16.0	6	25	69	R1203027	SC-6MP
R1103028	SC-7M	19.0	6	25	69	R1203028	SC-7MP
R1103031	SC-9M	25.0	6	25	69	R1203031	SC-9MP



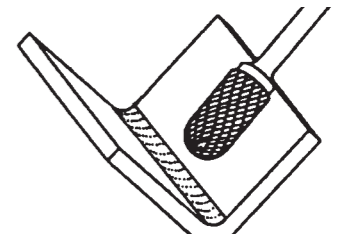
ALUMA CUT		D ₁	D ₂	L ₁	L ₂
EDP No.	ITEM No.				
R1302018	SB-1MNF	6.0	6	19	50
R1302024	SB-3MNF	9.5	6	19	63
R1302030	SB-5MNF	12.7	6	25	69
R1302033	SB-6MNF	16.0	6	25	69
R1302035	SB-7MNF	19.0	6	25	69



▶ Chip Breaker Type or Diamond Cut Type is available on your request.



ALUMA CUT		D ₁	D ₂	L ₁	L ₂
EDP No.	ITEM No.				
R1303013	SC-1MNF	6.0	6	19	50
R1303019	SC-3MNF	9.5	6	19	63
R1303026	SC-5MNF	12.7	6	25	69
R1303029	SC-7MNF	19.0	6	25	69



▶ Chip Breaker Type or Diamond Cut Type is available on your request.

BALL SHAPE TYPE SD(Form D)
SD R1104, R1204, R1304


Unit : mm

DOUBLE CUT		D ₁	D ₂	L ₁	L ₂	PLAIN CUT	
EDP No.	ITEM No.					EDP No.	ITEM No.
R1104001	SD-41M	2.5	3	2.3	38	R1204001	SD-41MP
R1104002	SD-42M	3.0	3	2.8	38	R1204002	SD-42MP
R1104003	SD-42ML2	3.0	3	2.8	50	R1204003	SD-42ML2P
R1104004	SD-42ML3	3.0	3	2.8	75	R1204004	SD-42ML3P
R1104005	SD-11M	3.0	6	2.8	50.8	R1204005	SD-11MP
R1104007	SD-53M	5.0	3	4	38	R1204007	SD-53MP
R1104008	SD-14M	5.0	6	4	50	R1204008	SD-14MP
R1104010	SD-1M	6.0	6	5	50	R1204010	SD-1MP
R1104012	SD-51M	6.3	3	5	44	R1204012	SD-51MP
R1104013	SD-2M	8.0	6	6.4	50	R1204013	SD-2MP
R1104014	SD-3M	9.5	6	8	52	R1204014	SD-3MP
R1104018	SD-4M	11.0	6	9.5	54	R1204018	SD-4MP
R1104020	SD-5M	12.7	6	11	55	R1204020	SD-5MP
R1104023	SD-6M	16.0	6	14	58	R1204023	SD-6MP
R1104025	SD-7M	19.0	6	16	62	R1204025	SD-7MP
R1104028	SD-9M	25.0	6	23	68	R1204028	SD-9MP

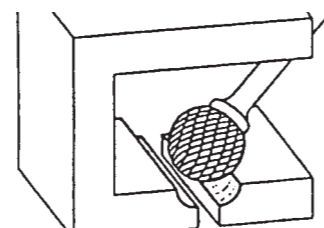
OVAL SHAPE TYPE SE(Form E)
SE R1105, R1205, R1305


Unit : mm

DOUBLE CUT		D ₁	D ₂	L ₁	L ₂	PLAIN CUT	
EDP No.	ITEM No.					EDP No.	ITEM No.
R1105001	SE-41M	3.0	3	5.5	38	R1205001	SE-41MP
R1105002	SE-41ML2	3.0	3	5.5	50	R1205002	SE-41ML2P
R1105003	SE-41ML3	3.0	3	5.5	75	R1205003	SE-41ML3P
R1105004	SE-53M	5.0	3	7.1	38	R1205004	SE-53MP
R1105005	SE-1M	6.0	6	9.5	50	R1205005	SE-1MP
R1105007	SE-51M	6.3	3	9.5	47	R1205007	SE-51MP
R1105008	SE-3M	9.5	6	16	60	R1205008	SE-3MP
R1105011	SE-5M	12.7	6	22	66	R1205011	SE-5MP
R1105014	SE-6M	16.0	6	25	69	R1205014	SE-6MP
R1105016	SE-7M	19.0	6	25	69	R1205016	SE-7MP



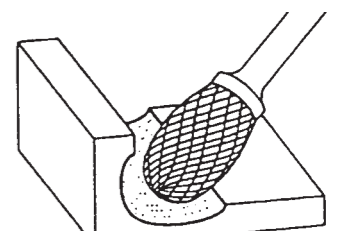
ALUMA CUT		D ₁	D ₂	L ₁	L ₂
EDP No.	ITEM No.				
R1304011	SD-1MNF	6.0	6	5	50
R1304015	SD-3MNF	9.5	6	8	52
R1304021	SD-5MNF	12.7	6	11	55
R1304024	SD-6MNF	16.0	6	14	58
R1304026	SD-7MNF	19.0	6	16	62




▶ Chip Breaker Type or Diamond Cut Type is available on your request.



ALUMA CUT		D ₁	D ₂	L ₁	L ₂
EDP No.	ITEM No.				
R1305010	SE-3MNF	9.5	6	16	60
R1305013	SE-5MNF	12.7	6	22	66
R1305015	SE-6MNF	16.0	6	25	69
R1305017	SE-7MNF	19.0	6	25	69




▶ Chip Breaker Type or Diamond Cut Type is available on your request.

TREE SHAPE WITH RADIUS END TYPE SF(Form F)
SF R1106, R1206, R1306


Unit : mm

DOUBLE CUT		D ₁	D ₂	L ₁	L ₂	PLAIN CUT	
EDP No.	ITEM No.					EDP No.	ITEM No.
R1106001	SF-41M	3.0	3	6	38	R1206001	SF-41MP
R1106002	SF-42M	3.0	6	12.7	38	R1206002	SF-42MP
R1106003	SF-11M	3.0	3	12.7	50.8	R1206003	SF-11MP
R1106004	SF-42ML2	3.0	3	12.7	50	R1206004	SF-42ML2P
R1106005	SF-42ML3	3.0	3	12.7	75	R1206005	SF-42ML3P
R1106006	SF-53M	5.0	6	12.7	38	R1206006	SF-53MP
R1106008	SF-1M	6.0	3	16	50	R1206008	SF-1MP
R1106010	SF-51M	6.3	6	12.7	50	R1206010	SF-51MP
R1106011	SF-3M	9.5	6	19	63	R1206011	SF-3MP
R1106014	SF-4M	11.0	6	25	69	R1206014	SF-4MP
R1106016	SF-13M	12.7	6	19	63	R1206016	SF-13MP
R1106017	SF-5M	12.7	6	25	69	R1206017	SF-5MP
R1106020	SF-6M	16.0	6	25	69	R1206020	SF-6MP
R1106022	SF-7M	19.0	6	25	69	R1206022	SF-7MP
R1106023	SF-14M	19.0	6	32	76	R1206023	SF-14MP
R1106026	SF-15M	19.0	6	38	82	R1206026	SF-15MP

TREE SHAPE WITH POINTED END TYPE SG(Form G)
SG R1107, R1207


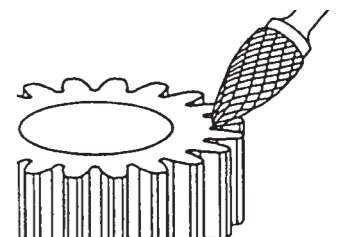
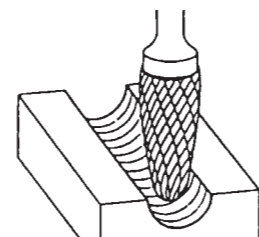
Unit : mm

DOUBLE CUT		D ₁	D ₂	L ₁	L ₂	PLAIN CUT	
EDP No.	ITEM No.					EDP No.	ITEM No.
R1107001	SG-41M	3.0	3	6	38	R1207001	SG-41MP
R1107002	SG-43M	3.0	3	9.5	38	R1207002	SG-43MP
R1107003	SG-44M	3.0	3	12.7	38	R1207003	SG-44MP
R1107004	SG-44ML2	3.0	3	12.7	50	R1207004	SG-44ML2P
R1107005	SG-44ML3	3.0	3	12.7	75	R1207005	SG-44ML3P
R1107006	SG-53M	5.0	3	12.7	38	R1207006	SG-53MP
R1107008	SG-1M	6.0	6	16	50	R1207008	SG-1MP
R1107009	SG-51M	6.3	3	12.7	50	R1207009	SG-51MP
R1107010	SG-2M	8.0	6	19	63	R1207010	SG-2MP
R1107011	SG-3M	9.5	6	19	63	R1207011	SG-3MP
R1107015	SG-13M	12.7	6	19	63	R1207015	SG-13MP
R1107016	SG-5M	12.7	6	25	69	R1207016	SG-5MP
R1107018	SG-6M	16.0	6	25	69	R1207018	SG-6MP
R1107019	SG-7M	19.0	6	25	69	R1207019	SG-7MP
R1107020	SG-15M	19.0	6	38	82	R1207020	SG-15MP


▶ Chip Breaker Type or Diamond Cut Type is available on your request



ALUMA CUT		D ₁	D ₂	L ₁	L ₂
EDP No.	ITEM No.				
R1306009	SF-1MNF	6.0	6	19	50
R1306013	SF-3MNF	9.5	6	19	63
R1306019	SF-5MNF	12.7	6	25	69
R1306021	SF-6MNF	16.0	6	25	69
R1306024	SF-14MNF	19.0	6	32	76



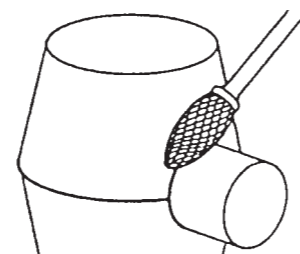

▶ Chip Breaker Type or Diamond Cut Type is available on your request.

FLAME SHAPE TYPE SH(Form H)
SH R1108, R1208


Unit : mm

DOUBLE CUT		D ₁	D ₂	L ₁	L ₂	PLAIN CUT	
EDP No.	ITEM No.					EDP No.	ITEM No.
R1108001	SH-41M	3.0	3	6.3	38	R1208001	SH-41MP
R1108002	SH-41ML2	3.0	3	6.3	50	R1208002	SH-41ML2P
R1108003	SH-41ML3	3.0	3	6.3	75	R1208003	SH-41ML3P
R1108004	SH-53M	5.0	3	9.5	38	R1208004	SH-53MP
R1108005	SH-2M	8.0	6	19	63	R1208005	SH-2MP
R1108007	SH-5M	12.7	6	32	76	R1208007	SH-5MP
R1108009	SH-6M	16.0	6	36	80	R1208009	SH-6MP
R1108010	SH-7M	19.0	6	41	85	R1208010	SH-7MP

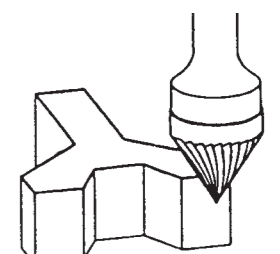
▶ Chip Breaker Type or Diamond Cut Type is available on your request.


60° CONE SHAPE TYPE SJ(Form J)
SJ R1109, R1209


Unit : mm

DOUBLE CUT		D ₁	D ₂	L ₁	L ₂	PLAIN CUT	
EDP No.	ITEM No.					EDP No.	ITEM No.
R1109001	SJ-42M	3.0	3	2.5	38	R1209001	SJ-42MP
R1109002	SJ-1M	6.0	6	4	50	R1209002	SJ-1MP
R1109003	SJ-3M	9.5	6	8	55	R1209003	SJ-3MP
R1109004	SJ-5M	12.7	6	11	58	R1209004	SJ-5MP
R1109005	SJ-6M	16.0	6	13.5	61	R1209005	SJ-6MP
R1109006	SJ-7M	19.0	6	16.5	65	R1209006	SJ-7MP
R1109007	SJ-9M	25.0	6	21.5	68	R1209007	SJ-9MP

▶ Chip Breaker Type or Diamond Cut Type is available on your request

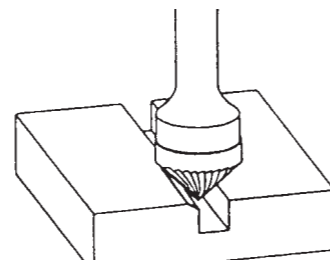



90° CONE SHAPE TYPE SK(Form K)
SK R1110, R1210


Unit : mm

DOUBLE CUT		D ₁	D ₂	L ₁	L ₂	PLAIN CUT	
EDP No.	ITEM No.					EDP No.	ITEM No.
R1110001	SK-42M	3.0	3	1.5	38	R1210001	SK-42MP
R1110002	SK-1M	6.0	6	3	50	R1210002	SK-1MP
R1110003	SK-3M	9.5	6	4.7	52	R1210003	SK-3MP
R1110004	SK-5M	12.7	6	6.3	54	R1210004	SK-5MP
R1110005	SK-6M	16.0	6	8	57	R1210005	SK-6MP
R1110006	SK-7M	19.0	6	9.5	58	R1210006	SK-7MP
R1110007	SK-9M	25.0	6	12.7	60	R1210007	SK-9MP

▶ Chip Breaker Type or Diamond Cut Type is available on your request.


TAPER WITH RADIUS END TYPE SL(Form L)
SL R1111, R1211, R1311


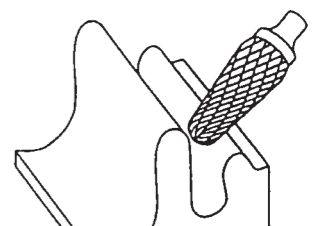
Unit : mm


DOUBLE CUT		D ₁	D ₂	L ₁	L ₂	a	PLAIN CUT	
EDP No.	ITEM No.						EDP No.	ITEM No.
R1111001	SL-41M	3.0	3	9.5	38	8°	R1211001	SL-41MP
R1111002	SL-42M	3.0	3	12.7	38	8°	R1211002	SL-42MP
R1111003	SL-42ML2	3.0	3	12.7	50	8°	R1211003	SL-42ML2P
R1111004	SL-42ML3	3.0	3	12.7	75	8°	R1211004	SL-42ML3P
R1111005	SL-53M	5.0	3	12.7	56	14°	R1211005	SL-53MP
R1111006	SL-1M	6.0	6	16	60	14°	R1211006	SL-1MP
R1111008	SL-2M	8.0	6	22	38	14°	R1211008	SL-2MP
R1111009	SL-3M	9.5	6	27	50	14°	R1211009	SL-3MP
R1111012	SL-4M	12.7	6	28	38	14°	R1211012	SL-4MP
R1111015	SL-5M	16.0	6	30	50	14°	R1211015	SL-5MP
R1111017	SL-7M	19.0	6	38	50	14°	R1211017	SL-7MP



ALUMA CUT		D ₁	D ₂	L ₁	L ₂	a
EDP No.	ITEM No.					
R1311010	SL-3MNF	9.5	6	27	74	14°
R1311013	SL-4MNF	12.7	6	28	76	14°
R1311016	SL-5MNF	16.0	6	30	77	14°
R1311018	SL-7MNF	19.0	6	38	85	14°

▶ Chip Breaker Type or Diamond Cut Type is available on your request.

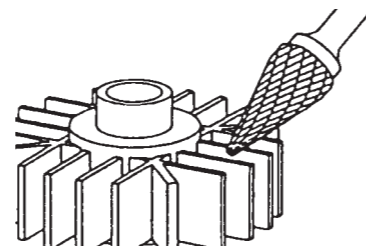



CONE SHAPE TYPE SM(Form M)
SM R1112, R1212


Unit : mm

DOUBLE CUT		D ₁	D ₂	L ₁	L ₂	a	PLAIN CUT	
EDP No.	ITEM No.						EDP No.	ITEM No.
R1112001	SM-41M	3.0	3	8.9	38	12°	R1212001	SM-41MP
R1112002	SM-42M	3.0	3	11	38	14°	R1212002	SM-42MP
R1112003	SM-42ML2	3.0	3	11	50	14°	R1212003	SM-42ML2P
R1112004	SM-42ML3	3.0	3	11	75	14°	R1212004	SM-42ML3P
R1112005	SM-43M	3.0	3	16	38	7°	R1212005	SM-43MP
R1112006	SM-53M	5.0	3	12.7	38	16°	R1212006	SM-53MP
R1112007	SM-1M	6.0	6	12.7	50	22°	R1212007	SM-1MP
R1112008	SM-2M	6.0	6	19	50	14°	R1212008	SM-2MP
R1112009	SM-3M	6.0	6	25	50	10°	R1212009	SM-3MP
R1112010	SM-51M	6.3	3	12.7	53	22°	R1212010	SM-51MP
R1112011	SM-4M	9.5	6	16	63	28°	R1212011	SM-4MP
R1112012	SM-5M	12.7	6	22	69	28°	R1212012	SM-5MP
R1112013	SM-6M	16.0	6	25	73	31°	R1212013	SM-6MP

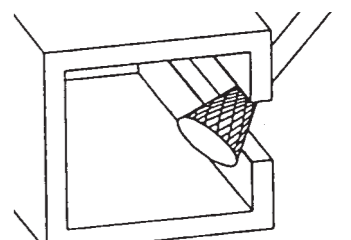
▶ Chip Breaker Type or Diamond Cut Type is available on your request.



INVERTED CONE SHAPE TYPE SN(Form N)
SN R1113, R1213


Unit : mm


DOUBLE CUT		D ₁	D ₂	L ₁	L ₂	a	PLAIN CUT	
EDP No.	ITEM No.						EDP No.	ITEM No.
R1113001	SN-41M	2.5	3	3	38	10°	R1213001	SN-41MP
R1113002	SN-42M	3.0	3	4	38	10°	R1213002	SN-42MP
R1113003	SN-53M	5.0	3	6.3	38	10°	R1213003	SN-53MP
R1113004	SN-1M	6.0	6	8	50	10°	R1213004	SN-1MP
R1113005	SN-51M	6.3	3	6	44	10°	R1213005	SN-51MP
R1113006	SN-2M	9.5	6	9.5	53	13°	R1213006	SN-2MP
R1113007	SN-4M	12.7	6	12.7	57	28°	R1213007	SN-4MP
R1113008	SN-6M	16.0	6	19	63	18°	R1213008	SN-6MP
R1113009	SN-7M	19.0	6	16	60	30°	R1213009	SN-7MP

▶ Chip Breaker Type or Diamond Cut Type is available on your request




TECHNICAL INFORMATION FOR CARBIDE BURRS

Plain Cut


- The general use of "Plain Cut" is on steels, steel alloys, cast iron, copper and brass.
- Designed for rapid stock removal and good workpiece finishes.
- Produces long chips.


Double Cut

- The double cut burr allows rapid stock removal in the harder materials.
- Designed for creating a small chip and excellent workpiece finishes.
- The small chip helps to eliminate loading of the flutes.
- Exceedingly convenient application by user.


Aluma Cut

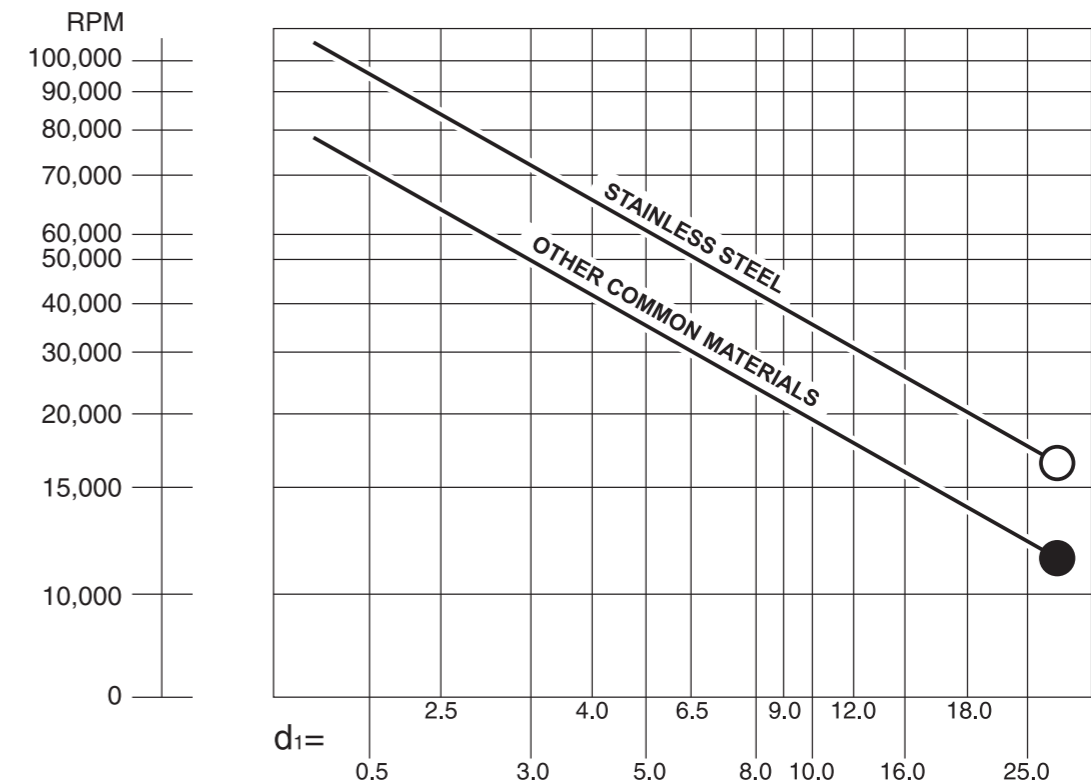
- Designed to have wider chip space with relief angle.
- More suitable application to non-ferrous metals.


Diamond Cut

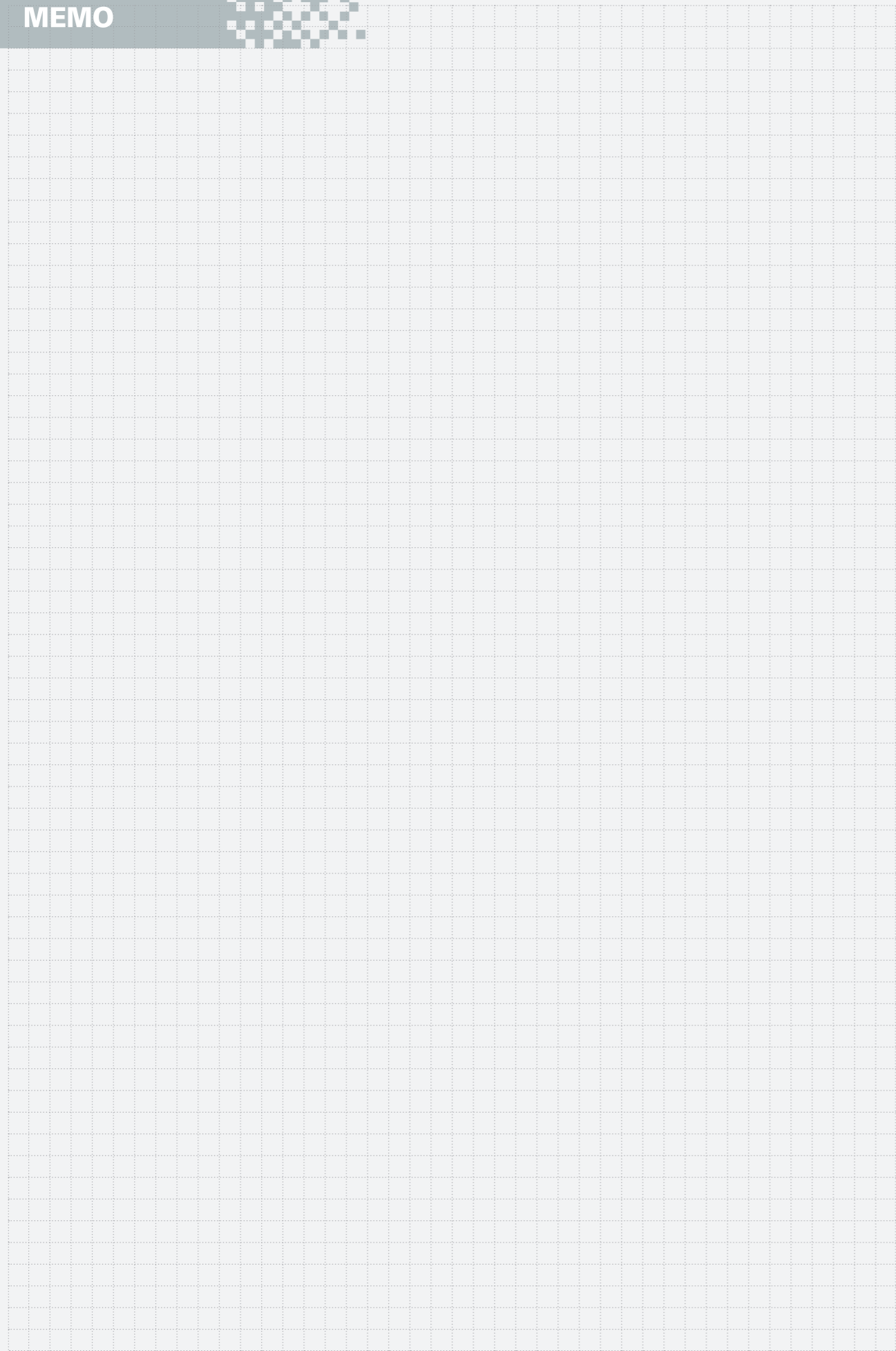

- Designed for creating extremely small chips as powder-like chip.
- Excellent operator control on heat treated and tough alloy steels.
- Excellent finishes.

BURR APPLICATION INFORMATION

MATERIALS	PLAIN CUT	DOUBLE CUT	ALUMA CUT	DIAMOND CUT	CHIP BREAKER
ALUMINUM			●		
BRASS, BRONZE, COPPER	●	●			●
FIBER GLASS				●	
CAST IRON	●	●			●
PLASTICS			●		
STEEL, HRc 40~55	●	●		●	●
STEEL, HRc 55~60	●	●		●	●
STEEL, CARBON	●	●			●
STEEL, NICKEL CHROME	●	●		●	●
STEEL, WELDMENTS	●	●			●
TITANIUM	●	●			●
ZINC			●		

BURR SPEED RECOMMENDATIONS


MEMO



MEMO

